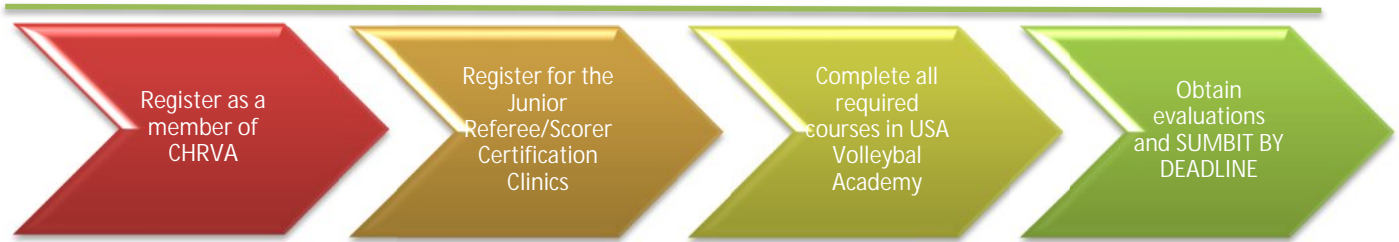


2016 – 2017 CHRVA Referee Certification Process

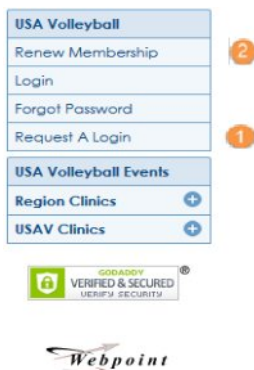
Juniors – Level 1 Referee Requirements



1. You **MUST** be a current member of the [Chesapeake Region Volleyball Association \(CHRVA\)](http://www.chrva.org)
 - a) Go to the CHRVA website (www.chrva.org)
NOTE: Some versions of Internet Explorer are not compatible with the website. Try Firefox or Safari
 - b) select 'CHRVA MEMBER LOGIN' to log in



- i. If you are new to the region then select "Join USA Volleyball" 1
- ii. If you were a CHRVA member last season, select "Renew Membership" 2
- iii. If you have already registered, you may log-in 3



USA Volleyball Login

User Name 3

Password - case sensitive

Log In

Need Help?
Forgot user name/Password

2. You **MUST** register and complete the on-line training clinic **no later than January 31, 2017**
 - a) Register for the referee clinic go to the left hand toolbar under "USA Volleyball Events->Region Clinics" select "Region Ref/Score Clinics" :

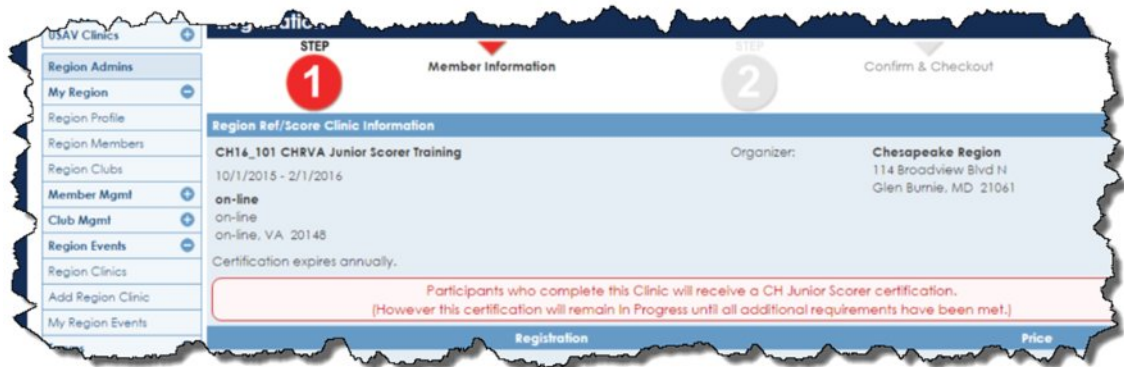


- b) Then under “USA Volleyball Events” select “Register” to the right of the “CH17_201 CHRVA Junior Referee Level 1 Training AND Junior Scorer Training (Combined)”:



NOTE: This registration includes a section to pay the Referee/Scorer evaluation fee. This fee covers both the Scorer and Referee certifications. You only need to pay it **ONCE**. Also this registration includes the required Scorer training. So you **DO NOT** have to register as a scorer or for the training separately.

- c) Verify that the clinic information is accurate on the screen:



- d) Fill in the Individual information section to complete the registration and click “Submit”:

Online Registration

Find Member/Contact

Member/Contact ID: Go - OR - Choose Contact:

Individual Information

Name: Sal:

* Address:

* Address 2:

* City:

* State: State Zip:

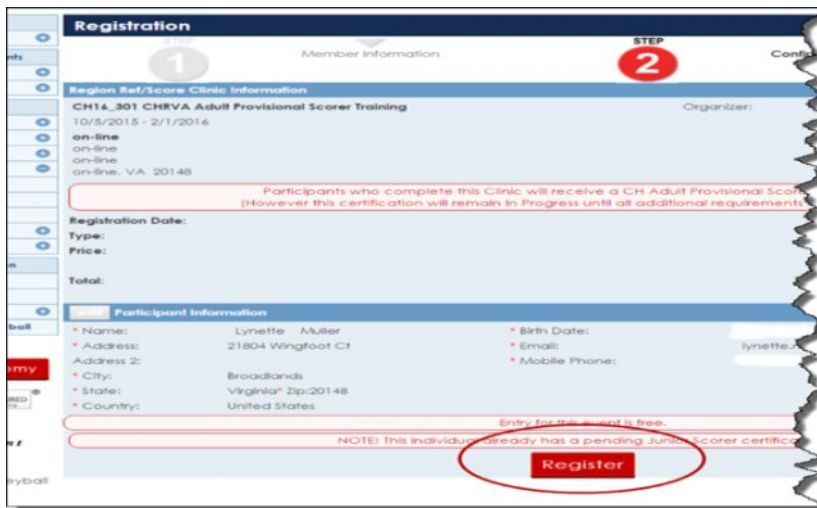
* Country: United States

* Birth Date:

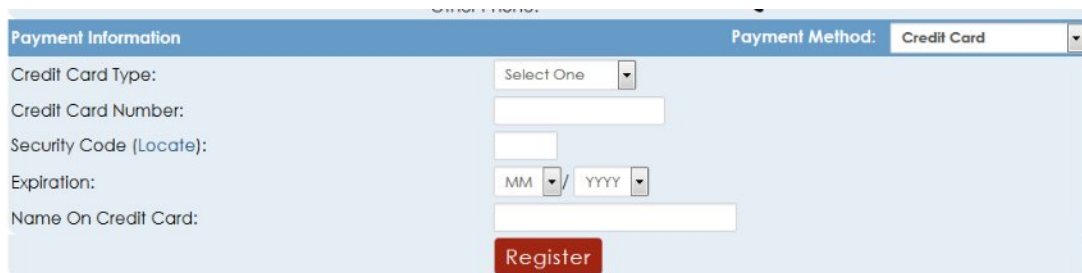
* Email:

* Mobile Phone:

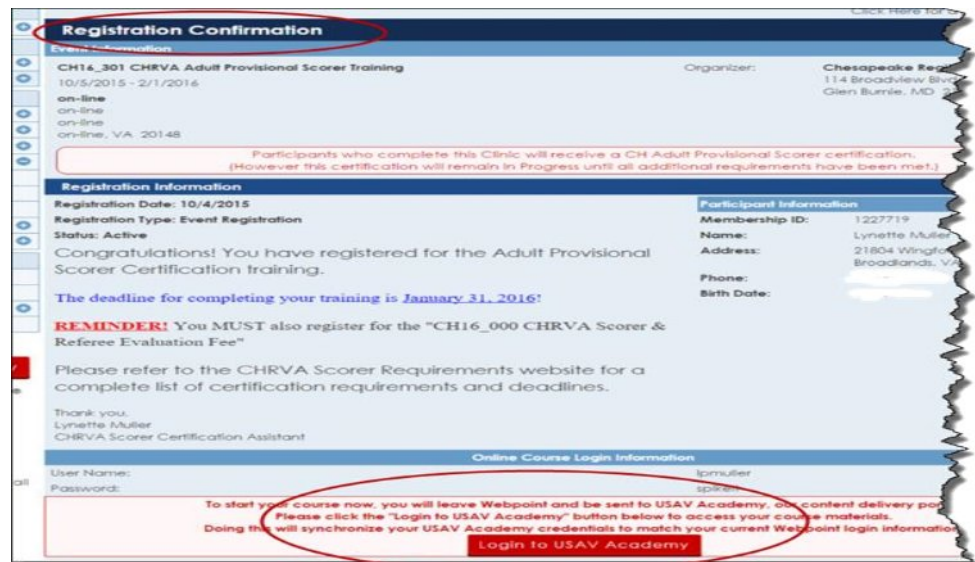
- e) Verify the information :



- f) Scroll down to complete Step 2 by entering your payment information and click “Register.” A pop-up window may be displayed confirming your credit card will be charged; click “OK”



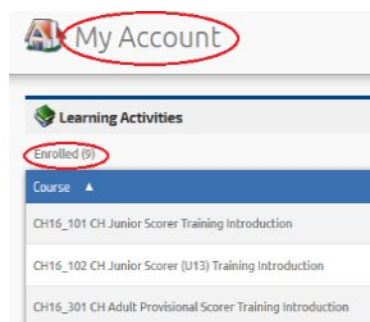
- g) You will see the Registration confirmation page once completed (an email will also be sent) and the link providing you access to the on-line training will be at the bottom :




- h) All clinics are now accessed via WebPoint. To log-in to USA Volleyball Academy from WebPoint, click on either the “USAV Academy” button on the left or the “Login to USAV Academy” button in the middle, both on the Member Home screen (your WebPoint user/password will be used automatically):



- i) Once logged in you will ONLY see the training you have registered for under “Enrolled” on the “My Account” page :



- j) Click on the green “Go” sign to reveal the description and learning activities for “CH17_201 CH Junior Referee Level 1 Training AND Junior Scorer Training”:



- k) To launch the course click on the “Go” icon in the “Action” column:



- l) When you have completed each of the courses it will move to the “Completed” section of the My Account page showing the “Date Completed” :



3. Evaluation(s) to be submitted by the deadline:

- a) Requirements:
- i. New Junior Referees – two evaluations are required
 - ii. Recertifying Junior Referees – one evaluation is required

b) Deadline: April 1, 2017

c) Send to:

- i. E-mail: referee.certification@chrva.org [Preferred method]

4. When you have completed ALL of the requirements (Steps 1 – 3) and we have processed your certification you WILL receive an e-mail notifying you that your WebPoint profile has been updated and provide you instruction for printing your membership card.